











Week: 30 Date: 27 th of April 2025 – 1 st May 2025					
Subject	Sunday	Monday	Tuesday	Wednesday	Thursday
Math 	<u>Number: 29</u> Introduction Happy Faces Math Page: 67	<u>Number: 29</u> Happy Faces Math Page: 68	<u>Number: 30</u> Introduction Happy Faces Math Page: 69	<u>Number: 30</u> Happy Faces Math Page: 70	Math Knowledge Review
Language 	Question of the Week: What can I learn about day and night? Sight Word: Review Blending: Short i vowel				
Phonics 	Introducing: Ww Happy Faces English Page: 60 + 61	Introducing: Ww Happy Faces English Page: 84 + 85	Introducing: Ww Happy Faces English Page: 86 + 87	Practice Writing: Ww Happy Faces English Page: 7, 51 + 72 - 74	Phonic Knowledge Review

<p>Handwriting</p> 	<p><u>Happy Faces Handwriting:</u> Letter: Vv Page: 7, 52, 53, 69, 70 + 71</p>
<p>Art</p> 	<p><u>Diamond Art</u> Page: 29</p>
<p>Science</p> 	<p><u>Happy Faces Science:</u> Parts of plant Page: 64</p>
<p>Show and Tell</p> 	<p>We are excited to have the children participating in 'Show and Tell' activities during this year. Please send something into school on Wednesday, which begins with the Letter 'Ww'.</p>
<p>PE</p> 	<p>Handball Drills</p>

Arabic & Islamic



الحصة الأولى: التعرف على حرف [ي] وصوته وكيفية كتابته.

First lesson: Recognizing the letter, its sound, and how to write it.

الحصة الثانية: التعرف على كيفية كتابة حرف [ي] أول ووسط وآخر الكلمة.

Second lesson: Recognizing how to write the letter at the beginning, middle, and end of the word.

الحصة الثالثة: التعرف على كيفية كتابة حرف [ي] بحركات المد القصير.

Third lesson: Learning how to write the letter with short sound.

الحصة الرابعة: حل تمارين الدرس.

Forth lesson: Solving the lesson exercises.

حصة الإسلامية: معاملة الأصدقاء.

Islamic lesson: Treating Friends.