















| <p>Week: 29</p> <p>Date: 20th -24th April 2025</p> | | | | | |
|---|--|--------|--|--|--|
| Subject | Sunday | Monday | Tuesday | Wednesday | Thursday |
| <p>Math</p>  <p>MATHEMATICS</p> | <p>LONG WEEKEND</p>  <p>Loading...</p> | | <p>Unit 13 Lesson 13-6: Describe 3- Dimensional Shapes in the World</p> <p>C.W: 201 - 204</p> <p>Homework pg: 153 - 154</p> | <p>Unit 13 Unit Review</p> <p>C.W: 205 - 208</p> | <p>Unit 13 Fluency Practice</p> <p>C.W: 209 - 210</p> |
| <p>Language</p>  | <p>Day 1 Big Book: Bringing Down the Moon Day 2 Read Aloud: A View from the Moon Day 3 Big Book: Bringing Down the Moon Day 4 Big Book: Bringing Down the Moon Day 5 Read Aloud: A View from the Moon</p> | | <p>Sight Word</p> <p>Review</p> | | |
| | | | | <p>Question of the Week:</p> <p>What do you see in the sky?</p> <p>Grammar:</p> <p>Sentences with Prepositions</p> <p>Vocabulary:</p> <p>challenge, distance, recognize, space, surface</p> | |

| | | | | | |
|---|---|--|--|--|---|
| Phonics  |  | | <u>Letter Recognition</u> Review r-Blends | <u>Letter Recognition</u> Review r-Blends |  |
| Handwriting  | <u>Happy Faces Handwriting:</u> <u>Trace:</u> Sight Words Page: 28 | | | | |
| Dictation  | Greg, cup, trip, this, what - A sun can get hot. | | | | |
| Reading  | <u>Reading</u> Up! Up! Up! p. 80 - 87 | <u>Reading</u> Up! Up! Up! p. 80 - 87 | <u>Reading</u> Up! Up! Up! p. 80 - 87 | <u>Reading</u> Up! Up! Up! p. 80 - 87 | <u>Reading</u> Up! Up! Up! p. 80 - 87 |

| | |
|---|--|
| <p>Art</p>  | <p><u>Art</u></p> <p>Diamond Art Book</p> |
| <p>Science</p>  | <p><u>Happy Faces Science</u></p> <p>Revision</p> |
| <p>PE</p>  | <p>Handball Variation</p> |

Arabic & Islamic



الحصة الأولى: التعرف على حرف [و] وصوته وكيفية كتابته.

First lesson: Recognizing the letter, its sound, and how to write it.

الحصة الثانية: التعرف على كيفية كتابة حرف [و] أول ووسط وآخر الكلمة.

Second lesson: Recognizing how to write the letter at the beginning, middle, and end of the word.

الحصة الثالثة: التعرف على كيفية ربط حرف [و] بالمد القصير والطويل.

Third Lesson: Understanding how to connect the letter with short and long sound.