









Week: 7						
Date: 13 th – 17 th October 2024						
Subject	Sunday	Monday	Tuesday	Wednesday	Thursday	
Math 	Unit 3 - Lesson 6: Represent 10 C. W: 99- 102 H. W: 29- 30	Unit 3 - Lesson 7: Numbers to 10 C. W: 103- 106 H. W: 31 - 32	Unit 3 - Lesson 8: Compare objects in groups C. W: 107 - 110 H. W: 33 - 34	 Career Day	LONG WEEKEND Loading...	
Language 	Day 1 Big Book: Senses at the Seashore Day 2 Read Aloud: A Feast of the Senses Day 3 Big Book: Senses at the Seashore Day 4 Big Book: Senses at the Seashore Day 5 Read Aloud: A Feast of the Senses			 Sight Word "see"	Question of the Week: How can your senses help you learn? Grammar: Naming Words (Nouns) Vocabulary: Senses, explore, feast, kneads, finished	
Phonics 	<u>Letter Recognition</u> Ss /s/	<u>Letter Recognition</u> Ss /s/	<u>Letter Recognition</u> Ss /s/	<u>Letter Recognition</u> Ss /s/	<u>Letter Recognition</u> Ss /s/	

<p>Handwriting</p> 	<p><u>Happy Faces Handwriting:</u></p> <p><u>Trace Gg, Hh</u> Page: 7</p>				
<p>Dictation</p> 	<p>the, we</p>				
<p>Reading</p> 	<p><u>Reading</u></p> <p>Sam Can See Pages: 132 - 137</p>	<p><u>Reading</u></p> <p>I Can See Pages: 140 - 145</p>	<p><u>Reading</u></p> <p>Sam Can See Pages: 132 - 137</p>	<p><u>Reading</u></p> <p>I Can See Pages: 140 - 145</p>	<p><u>Reading</u></p> <p>Sam Can See Pages: 132 - 137</p>
<p>Art</p> 	<p><u>Art</u></p> <p>Beautiful Peacock</p> <p>Page:10</p>				
<p>Science</p> 	<p><u>Happy Faces Science</u></p> <p><u>My Home</u> Day 1: page: 20 - 24 Day 2: Building my Home [Cutting Skills Activity]</p>				

<p>PE</p> 	<p>Galloping (locomotor movement)</p>
<p>Arabic & Islamic</p> 	<p>الحصّة الأولى: التعرف على حرف [ح] وصوته وكيفية كتابته. الحصّة الثانية: التعرف على كيفية كتابة حرف [ح] أول و وسط و آخر الكلمة. الحصّة الثالثة: التعرف على كيفية ربط حرف [ح] بالمد القصير والطويل. الحصّة الرابعة: حل تمارين الدرس. حصّة الإسلامية: سورة الفاتحة.</p>