







<p>Week: 11</p> <p>Date: 17th – 21st November 2024</p>					
Subject	Sunday	Monday	Tuesday	Wednesday	Thursday
<p>Math</p>	<p>Unit 5 Lesson 5-1 Triangles</p> <p>C. W: 163-166</p> <p>Homework pg: 51-52</p>	<p>Unit 5 Lesson 5-2: Squares and Rectangles</p> <p>C. W: 169-172</p> <p>Homework pg: 53-54</p>	<p>Unit 5 Lesson 5-3: Hexagon</p> <p>C. W: 173-176</p> <p>Homework pg: 55-56</p>	<p>Unit 5 Lesson 5-4: Circles</p> <p>C. W: 177-180</p> <p>Homework pg: 57-58</p>	<p>Unit 5 Lesson 5-5: Position of 2 Dimensional Shapes</p> <p>C. W: 181-184</p> <p>Homework pg: 59-60</p>
<p>Language</p>	<p>Day 1 Big Book: How Do Dinosaurs Go To School</p> <p>Day 2 Read Aloud: The Boy Who Cried Wolf</p> <p>Day 3 Big Book: How Do Dinosaurs Go To School</p> <p>Day 4 Big Book: How Do Dinosaurs Go To School</p> <p>Day 5 Read Aloud: The Boy Who Cried Wolf</p>				<p>Question of the Week:</p> <p>What rules do we follow in different places?</p> <p>Grammar:</p> <p>Sentences</p> <p>Vocabulary:</p> <p>Cooperate, prank, rules, guard, responsible, to</p>

<p>Phonics</p> 	<p>Letter Recognition</p> <p>li/i/</p>	<p>Letter Recognition</p> <p>li/i/</p>	<p>Letter Recognition</p> <p>li/i/</p> <p>Fly Phonics Unit 1</p> <p>-ave -ake -ane</p> <p>Homework pg: 8</p>	<p>Letter Recognition</p> <p>li/i/</p> <p>Fly Phonics Unit 1</p> <p>-ave -ake -ane</p> <p>Homework pg: 9</p>	<p>Letter Recognition</p> <p>li/i/</p>
<p>Handwriting</p> 	<p>Happy Faces Handwriting:</p> <p>Trace Letter: Oo, Pp</p> <p>Page: 11</p>				
<p>Dictation</p> 	<p>l, the, we, a, see, like, to, can</p>				
<p>Reading</p> 	<p>Reading</p> <p>Can I Pat It</p> <p>Pages: 18-23</p>	<p>Reading</p> <p>Tim Can Tip It</p> <p>Pages: 26 - 31</p>	<p>Reading</p> <p>Can I Pat It</p> <p>Pages: 18-23</p>	<p>Reading</p> <p>Tim Can Tip It</p> <p>Pages: 26 - 31</p>	<p>Reading</p> <p>Can I Pat It</p> <p>Pages: 18-23</p> <p>Tim Can Tip It</p> <p>Pages: 26 - 31</p>

<p>Art</p> 	<p>Art</p> <p>Letter li</p>
<p>Science</p> 	<p>Happy Faces Science</p> <p>Day 1: Play page: 36-39 Day 2: Colors page: 40-44</p>
<p>PE</p> 	<p>Cooperative game</p>
<p>Arabic & Islamic</p> 	<p>الحصّة الأولى: التعرف على حرف [ر] وصوته وكيفية كتابته. الحصّة الثانية: التعرف على كيفية كتابة حرف [ر] أول و وسط و اخر الكلمة. الحصّة الثالثة: التعرف على كيفية كتابة حرف [ر] بحركات المد القصير. الحصّة الرابعة: حل تمارين الدرس. حصّة الإسلامية: آداب الطعام.</p>