











<p>Week: 20</p> <p>Date: 26th -30th January 2025</p>					
Subject	Sunday	Monday	Tuesday	Wednesday	Thursday
<p>Math</p>	<p>Unit 9 Lesson 9-1 Represent 11,12 and 13</p> <p>C. W: 45-48</p> <p>Homework page: 97-98</p>	<p>Unit 9 Lesson 9-2 Make 11, 12 and 13</p> <p>C. W: 49-52</p> <p>Homework page: 99-100</p>	<p>Unit 9 Lesson 9-3 Decompose 11, 12 and 13</p> <p>C. W: 53-56</p> <p>Homework page: 101-102</p>	<p>Unit 9 Lesson 9-4 Represent 14 and 15</p> <p>C. W: 57-60</p> <p>Homework page: 103-104</p>	<p>Unit 9 Lesson 9-5 Make 14 and 15</p> <p>C. W: 63-66</p> <p>Homework pg: 105-106</p>
	<p>Language</p> <p>Day 1 Big Book: An Orange In January Day 2 Read Aloud: Farms Around The World Day 3 Big Book: An Orange In January Day 4 Big Book: An Orange In January Day 5 Read Aloud: Farms Around The World</p>	<p>Sight Word</p> <p>he, with</p>			<p>Question of the Week:</p> <p>What kind of things grow on a farm?</p> <p>Grammar:</p> <p>Pronouns</p> <p>Vocabulary:</p> <p>Delicious, fresh, special, raise, beneath</p>

<p>Phonics</p> 	<p><u>Letter Recognition</u></p> <p>Ff/f/ Rr/r/</p>	<p><u>Letter Recognition</u></p> <p>Ff/f/ Rr/r/</p>	<p><u>Letter Recognition</u></p> <p>Ff/f/ Rr/r/</p>	<p><u>Letter Recognition</u></p> <p>Ff/f/ Rr/r/</p>	
<p>Handwriting</p> 	<p><u>Happy Faces Handwriting:</u></p> <p>Letter: Sequence A-Z</p> <p>Page: 17</p>				
<p>Dictation</p> 	<p>nap, dad, cat, my, are</p> <p>- Ed and Ned are wet.</p>				
<p>Reading</p> 	<p><u>Reading</u></p> <p>Ron With Red p. 66-73</p>	<p><u>Reading</u></p> <p>Ron With Red p. 66-73</p>	<p><u>Reading</u></p> <p>Ron With Red p. 66-73</p>	<p><u>Reading</u></p> <p>Ron With Red p. 66-73</p>	<p><u>Reading</u></p> <p>Ron With Red p. 66-73</p>

<p>Art</p> 	<p><u>Art</u></p> <p>Letter Rr/Ff Art</p>
<p>Science</p> 	<p><u>Happy Faces Science</u></p> <p>Plants Pages: 75-77</p>
<p>PE</p> 	<p>Dribbling Skills</p>

Arabic & Islamic



الحصّة الأولى: التعرف على حرف [ع] وصوته وكيفية كتابته.

First lesson: Recognizing the letter, its sound, and how to write it.

الحصّة الثانية: التعرف على كيفية كتابة حرف [ع] أول و وسط و آخر الكلمة.

Second lesson: Recognizing how to write the letter at the beginning, middle, and end of the word.

الحصّة الثالثة: التعرف على كيفية ربط حرف [ع] بالمد القصير والطويل.

Third Lesson: Understanding how to connect the letter with short and long sound.

الحصّة الرابعة: حل تمارين الدرس.

Forth lesson: Solving the lesson exercises.

حصّة الإسلامية: التّشهد.

Islamic lesson: Tashahhud.