












<p>Week: 21</p> <p>Date: 2nd -6th February 2025</p>					
Subject	Sunday	Monday	Tuesday	Wednesday	Thursday
<p>Math</p> <p>MATHEMATICS</p>	<p>Unit 9 Lesson: 9-6 Decompose 14 and 15</p> <p>C. W: 67 - 70</p> <p>Homework page: 107 - 108</p>	<p>Unit 9 Unit Review</p> <p>C. W: 71 - 74</p>	<p>Unit 9 Fluency Practice</p> <p>C. W: 75 - 76</p>	<p>Unit 10 Lesson: 10-1 Represent 16 and 17</p> <p>C. W: 77 - 80</p> <p>Homework page: 109 - 110</p>	
<p>Language</p>	<p>Day 1 Big Book: Mama, Is It Summer Yet? Day 2 Read Aloud: A Tour of the Seasons Day 3 Big Book: Mama, Is It Summer Yet? Day 4 Big Book: Mama, Is It Summer Yet? Day 5 Read Aloud: A Tour of the Seasons</p>			<p style="text-align: center;">Question of the Week:</p> <p style="text-align: center;">How are the seasons different?</p> <p style="text-align: center;">Grammar:</p> <p style="text-align: center;">Plural Nouns</p> <p style="text-align: center;">Vocabulary:</p> <p style="text-align: center;">active, migrate, seasons, spot, weather</p>	

Sight Word
is, little

<p>Phonics</p> 	<p><u>Letter Recognition</u></p> <p>Bb /b/ Ll /l/</p>	<p><u>Letter Recognition</u></p> <p>Bb /b/ Ll /l/</p>	<p><u>Letter Recognition</u></p> <p>Bb /b/ Ll /l/</p>	<p><u>Letter Recognition</u></p> <p>Bb /b/ Ll /l/</p>	
<p>Handwriting</p> 	<p><u>Happy Faces Handwriting:</u></p> <p>Beginning Sounds</p> <p>Page: 19</p>				
<p>Dictation</p> 	<p>cab, ham, ran, he, with</p> <p>- Red is a pet</p>				
<p>Reading</p> 	<p><u>Reading</u></p> <p>Is It Hot? p. 20 - 27</p>	<p><u>Reading</u></p> <p>Is It Hot? p. 20 - 27</p>	<p><u>Reading</u></p> <p>Is It Hot? p. 20 - 27</p>	<p><u>Reading</u></p> <p>Is It Hot? p. 20 - 27</p>	<p><u>Reading</u></p> <p>Is It Hot? p. 20 - 27</p>

<p>Art</p> 	<p><u>Art</u></p> <p>Letter Bb/ Ll Art</p>
<p>Science</p> 	<p><u>Happy Faces Science</u></p> <p>Plant Around Us Pages: 78 - 79</p>
<p>PE</p> 	<p>locomotor skills (Movement Exploration)</p>

Arabic & Islamic



الحصة الأولى: التعرف على حرف [غ] وصوته وكيفية كتابته.

First lesson: Recognizing the letter, its sound, and how to write it.

الحصة الثانية: التعرف على كيفية كتابة حرف [غ] أول و وسط و اخر الكلمة.

Second lesson: Recognizing how to write the letter at the beginning, middle, and end of the word.

الحصة الثالثة: التعرف على كيفية ربط حرف [غ] بالمد القصير والطويل.

Third Lesson: Understanding how to connect the letter with short and long sound.

الحصة الرابعة: حل تمارين الدرس.

Forth lesson: Solving the lesson exercises.

حصة الإسلامية: سورة الفلق.

Islamic lesson: Surah Al-Falaq.