













<p>Week: 22</p> <p>Date: 9th -13th February 2025</p>					
Subject	Sunday	Monday	Tuesday	Wednesday	Thursday
<p>Math</p>	<p>Unit 10 Lesson 10-2 Make 16 and 17</p> <p>C. W: 85-88</p> <p>Homework pg:111-112</p>		<p>Unit 10 Lesson 10-3 Decompose 16 and 17</p> <p>C. W: 89-92</p> <p>Homework pg: 113-114</p>	<p>Unit 10 Lesson 10-4 Represent 18-19</p> <p>C. W: 93-96</p> <p>Homework pg: 115-116</p>	
<p>Language</p>	<p>Day 1 Big Book: Rain</p> <p>Day 3 Read Aloud: The Battle of Wind and Rain</p> <p>Day 4 Big Book: Rain</p>			<p>Question of the Week:</p> <p>What Happens In Different Kinds Of Weather?</p> <p>Grammar:</p> <p>Proper Nouns</p> <p>Vocabulary:</p> <p>predict, temperature, drought, clever, storm</p>	
<p>Sight Word</p> <p>she, was</p>					

<p>Phonics</p> 	<p><u>Letter Recognition</u></p> <p>Kk/k/ck/</p>		<p><u>Letter Recognition</u></p> <p>Kk/k/ck/</p>	<p><u>Letter Recognition</u></p> <p>Kk/k/ck/</p>	 <p>Mom & Me</p>
<p>Handwriting</p> 	<p><u>Happy Faces Handwriting:</u></p> <p>Letter: Beginning Sounds</p> <p>Page: 19</p>				
<p>Dictation</p> 	<p>hat, red, hop, is, Little</p> <p>- Ben is not hot.</p>				
<p>Reading</p> 	<p><u>Reading</u></p> <p>Kim and Nan p. 50-57</p>	<p><u>Reading</u></p> <p>Kim and Nan p. 50-57</p>	<p><u>Reading</u></p> <p>Kim and Nan p. 50-57</p>	<p><u>Reading</u></p> <p>Kim and Nan p. 50-57</p>	<p><u>Reading</u></p> <p>Kim and Nan p. 50-57</p>

<p>Art</p> 	<p><u>Art</u></p> <p>Letter K/k/</p>
<p>Science</p> 	<p><u>Happy Faces Science</u></p> <p>Parts of a Tree</p> <p>pages: 79-82</p>
<p>PE</p> 	<p>Hopscotch</p>

Arabic & Islamic



الحصة الأولى: التعرف على حرف [ف] وصوته وكيفية كتابته.

First lesson: Recognizing the letter, its sound, and how to write it.

الحصة الثانية: التعرف على كيفية كتابة حرف [ف] أول و وسط و آخر الكلمة.

Second lesson: Recognizing how to write the letter at the beginning, middle, and end of the word.

الحصة الثالثة: التعرف على كيفية ربط حرف [ف] بالمد القصير والطويل.

Third Lesson: Understanding how to connect the letter with short and long sound.

الحصة الرابعة: حل تمارين الدرس.

Forth lesson: Solving the lesson exercises.

حصة الإسلامية: مراجعة وتسميع سورة الفلق.

Islamic lesson: Review and recitation of Surah Al-Falaq.