








<p>Week: 23</p> <p>Date: 16th -20th January 2024</p>					
Subject	Sunday	Monday	Tuesday	Wednesday	Thursday
<p>Math</p> <p>MATHEMATICS</p>	<p>Unit 10 Lesson 10-5: Make 18 and 19</p> <p>C. W: 97 - 100</p> <p>H. W: 117 - 118</p>	<p>Unit 10 Lesson 10-6: Decompose 18 and 19</p> <p>C. W: 101 - 104</p> <p>H. W: 119 - 120</p>	<p>Unit 10 Unit Review</p> <p>C. W: 105 - 108</p>	<p>Unit 10 Fluency Practice</p> <p>C. W: 109 - 110</p>	<p>يوم التأسيس Saudi Founding Day 1727 / 1428 هـ</p>
<p>Language</p>	<p>Day 1 Big Book: Waiting Out the Storm</p> <p>Day 2 Read Aloud: The Storm that Shook the Signs</p> <p>Day 3 Big Book: Waiting Out the Storm</p> <p>Day 4 Big Book: Waiting Out the Storm</p> <p>Day 5 Read Aloud: The Storm that Shook the Signs</p>				<p>Question of the Week:</p> <p>How can you stay safe in bad weather?</p> <p>Grammar:</p> <p>Plural Nouns</p> <p>Vocabulary:</p> <p>celebration, enough, notice, prepare, safe</p>
<p>Phonics</p> <p>Phonics</p>	<p>Letter Recognition</p> <p>Review Blends</p>	<p>Letter Recognition</p> <p>Review Blends</p>	<p>Letter Recognition</p> <p>Review Blends</p>	<p>Letter Recognition</p> <p>Review Blends</p>	

<p>Handwriting</p> 	<p><u>Happy Faces Handwriting:</u></p> <p><u>Trace:</u> Ending Sounds</p> <p>Page: 20</p>				
<p>Dictation</p> 	<p>hat, red, hop, is, little</p> <p>- Ben is not hot.</p>				
<p>Reading</p> 	<p><u>Reading</u></p> <p>Mack and Ben p. 80 - 87</p>	<p><u>Reading</u></p> <p>Mack and Ben p. 80 - 87</p>	<p><u>Reading</u></p> <p>Mack and Ben p. 80 - 87</p>	<p><u>Reading</u></p> <p>Mack and Ben p. 80 - 87</p>	<p><u>Reading</u></p> <p>Mack and Ben p. 80 - 87</p>
<p>Art</p> 	<p><u>Art</u></p> <p>Letter K art</p>				
<p>Science</p> 	<p><u>Happy Faces Science</u></p> <p>Transport Pages: 83 - 88</p>				

<p>PE</p> 	<p>Bouncing & throwing skills (chest passing)</p>
<p>Arabic & Islamic</p> 	<p>الحصة الأولى: التعرف على حرف [ق] وصوته وكيفية كتابته. First lesson: Recognizing the letter, its sound, and how to write it.</p> <p>الحصة الثانية: التعرف على كيفية كتابة حرف [ق] أول و وسط و اخر الكلمة. Second lesson: Recognizing how to write the letter at the beginning, middle, and end of the word.</p> <p>الحصة الثالثة: التعرف على كيفية ربط حرف [ق] بالمد القصير والطويل. Third Lesson: Understanding how to connect the letter with short and long sound.</p> <p>الحصة الرابعة: حل تمارين الدرس. Forth lesson: Solving the lesson exercises.</p> <p>حصة الإسلامية: سورة الناس. Islamic lesson: Surat An-Nas.</p>