












<p>Week: 24</p> <p>Date: 2nd - 6th March 2025</p>					
Subject	Sunday	Monday	Tuesday	Wednesday	Thursday
<p>Math</p> 	<p><u>Unit 11 Lesson 11-1:</u> 2-Dimensional and 3-Dimensional</p> <p>C. W: 113-116</p> <p>Homework pg: 121-122</p>	<p><u>Unit 11 Lesson 11-2:</u> Cubes</p> <p>C. W: 121-124</p> <p>Homework pg: 123-124</p>	<p><u>Unit 11 Lesson 11-3:</u> Spheres</p> <p>C. W: 125-128</p> <p>Homework pg: 125-126</p>	<p><u>Unit 11 Lesson 11-4:</u> Cylinders</p> <p>C. W: 129-132</p> <p>Homework pg: 127-128</p>	<p><u>Unit 11 Lesson 11-5:</u> Cones</p> <p>C. W: 133-136</p> <p>Homework pg: 129-130</p>
<p>Language</p> 	<div style="display: flex; justify-content: space-between;"> <div data-bbox="472 901 766 1242"> <p><u>Day 1 Big Book:</u> Zoo Born</p> <p><u>Day2 Read Aloud:</u> Baby Farm Animals</p> <p><u>Day 3 Big Book:</u> Baby Farm Animals</p> <p><u>Day 4 Big Book:</u> Zoo Born</p> <p><u>Day 5 Read Aloud:</u> Baby Farm Animals</p> </div> <div data-bbox="871 966 1186 1193" style="border: 2px solid green; border-radius: 50%; padding: 10px; text-align: center;"> <p><u>Sight Word</u></p> <p>for, have</p> </div> <div data-bbox="1260 885 1890 1250" style="border: 2px solid green; border-radius: 20px; padding: 10px;"> <p><u>Question of the Week:</u></p> <p>How are animals alike and how are they different?</p> <p><u>Grammar:</u></p> <p>Verbs</p> <p><u>Vocabulary:</u></p> <p>Appearances, behavior, exercise, wonder, plenty</p> </div> </div>				

<p>Phonics</p> 	<p><u>Letter Recognition</u></p> <p>Uu/u/</p>	<p><u>Letter Recognition</u></p> <p>Uu/u/</p>	<p><u>Letter Recognition</u></p> <p>Uu/u/</p>	<p><u>Letter Recognition</u></p> <p>Uu/u/</p>	<p><u>Letter Recognition</u></p> <p>Uu/u/</p>
<p>Handwriting</p> 	<p><u>Happy Faces Handwriting:</u></p> <p>Middle Sounds</p> <p>Page: 21</p>				
<p>Dictation</p> 	<p>mom ,Mack, clap, she, was</p> <p>- Ben was sad.</p>				
<p>Reading</p> 	<p><u>Reading</u></p> <p>A Pup and A Cub</p> <p>Pages: 20-27</p>	<p><u>Reading</u></p> <p>A Pup and A Cub</p> <p>Pages: 20-27</p>	<p><u>Reading</u></p> <p>A Pup and A Cub</p> <p>Pages: 20-27</p>	<p><u>Reading</u></p> <p>A Pup and A Cub</p> <p>Pages: 20-27</p>	<p><u>Reading</u></p> <p>A Pup and A Cub</p> <p>Pages: 20-27</p>

<p>Art</p> 	<p><u>Art</u></p> <p>Diamond Art Rabbit (cotton pasting)</p>
<p>Science</p> 	<p><u>Happy Faces Science</u></p> <p>Transport pages: 83-88</p>
<p>PE</p> 	<p>Cooperative games</p>

Arabic &



Islamic

الحصة الأولى: التعرف على حرف [ك] وصوته وكيفية كتابته.

First lesson: Recognizing the letter, its sound, and how to write it.

الحصة الثانية: التعرف على كيفية كتابة حرف [ك] أول و وسط و آخر الكلمة.

Second lesson: Recognizing how to write the letter at the beginning, middle, and end of the word.

الحصة الثالثة: التعرف على كيفية ربط حرف [ك] بالمد القصير والطويل.

Third Lesson: Understanding how to connect the letter with short and long sound.

الحصة الرابعة: حل تمارين الدرس.

Forth lesson: Solving the lesson exercises.

حصة الإسلامية: مراجعة وتسميع سورة الناس.

Islamic lesson: Review and recitation of Surat An-Nas.