












<p>Week: 26</p> <p>Date: 16th -20th March 2025</p>						
Subject	Sunday	Monday	Tuesday	Wednesday	Thursday	
<p>Math</p>	<p><u>Unit 12 Lesson 12-1</u> <u>Count by 1s to 50</u></p> <p>C. W: 149-152</p> <p>Homework pg:133-134</p>	<p><u>Unit 12 Lesson 12-2</u> <u>Count by 1s to 100</u></p> <p>C. W: 153-156</p> <p>Homework pg:135-136</p>	<p><u>Unit 12 Lesson 12-3</u> <u>Count by 10s to 100</u></p> <p>C. W: 159-162</p> <p>Homework pg:137-138</p>	<p><u>Unit 12 Lesson 12-4</u> <u>Count From Any Number to 100</u></p> <p>C. W: 163-166</p> <p>Homework pg:139-140</p>		
<p>Language</p>	<p><u>Day 1 Big Book:</u> Bear Snores On</p> <p><u>Day 2 Read Aloud:</u> Aunt Nancy</p> <p><u>Day 3 Big Book:</u> Bear Snores On</p> <p><u>Day 4 Big Book:</u> Bear Snores On</p> <p><u>Day 5 Read Aloud:</u> Aunt Nancy</p>			<p>Sight Word</p> <p>said, want</p>	<p>Question of the Week:</p> <p>Where do animals live?</p> <p>Grammar:</p> <p>Verbs</p> <p>Vocabulary:</p> <p>Habitat. wild. complain. join. stubborn</p>	

<p>Phonics</p> 	<p><u>Letter Recognition</u></p> <p>Vv/v/ Xx/x/</p>	<p><u>Letter Recognition</u></p> <p>Vv/v/ Xx/x/</p>	<p><u>Letter Recognition</u></p> <p>Vv/v/ Xx/x/</p>	<p><u>Letter Recognition</u></p> <p>Vv/v/ Xx/x/</p>	
<p>Handwriting</p> 	<p><u>Happy Faces Handwriting:</u></p> <p>Letter: Word Family - e</p> <p>Page: 23</p>				
<p>Dictation</p> 	<p>fox ,six, fix, of, they</p> <p>- A vet in a van.</p>				
<p>Reading</p> 	<p><u>Reading</u></p> <p>A Vet In A Van p. 80-87</p>	<p><u>Reading</u></p> <p>A Vet In A Van p. 80-87</p>	<p><u>Reading</u></p> <p>A Vet In A Van p. 80-87</p>	<p><u>Reading</u></p> <p>A Vet In A Van p. 80-87</p>	<p><u>Reading</u></p> <p>A Vet In A Van p. 80-87</p>

<p>Art</p> 	<p><u>Art</u></p> <p>Diamond Art</p>
<p>Science</p> 	<p><u>Happy Faces Science</u></p> <p>Helpers</p> <p>pages: 90-93</p>
<p>PE</p> 	<p>Coordination (Hoops)</p>

Arabic & Islamic



الحصة الأولى: التعرف على حرف [م] وصوته وكيفية كتابته.

First lesson: Recognizing the letter, its sound, and how to write it.

الحصة الثانية: التعرف على كيفية كتابة حرف [م] أول و وسط و اخر الكلمة.

Second lesson: Recognizing how to write the letter at the beginning, middle, and end of the word.

الحصة الثالثة: التعرف على كيفية ربط حرف [م] بالمد القصير والطويل.

Third Lesson: Understanding how to connect the letter with short and long sound.

الحصة الرابعة: حل تمارين الدرس.

Forth lesson: Solving the lesson exercises.

حصة الإسلامية: مراجعة وتسميع سورة المسد.

Islamic lesson: Review and recitation of Surat Al-Masadd.