











| | | | | | | |
|--|--|--|--|--|---|--|
| <p>Week: 27</p> <p>Date: 6th - 10th April 2025</p> | | | | | | |
| Subject | Sunday | Monday | Tuesday | Wednesday | Thursday | |
| <p>Math</p> | <p>Unit 12 Lesson 12-3 Count by 10s to 100</p> <p>C.W: 159 – 162</p> <p>Homework pg: 137 - 138</p> | <p>Unit 12 Lesson 12-4 Count from Any Number to 100</p> <p>C.W: 163 - 166</p> <p>Homework pg: 139 - 140</p> | <p>Unit 12 Lesson 12-5 Count to Find Out How Many</p> <p>C.W: 167 - 170</p> <p>Homework pg: 141 - 142</p> | <p>Unit 12 Unit Review</p> <p>C.W: 171 - 174</p> | | |
| <p>Language</p> | <p>Day 1 Big Book: When Daddy's Truck Picks Me Up</p> <p>Day 2 Read Aloud: The King of the Winds</p> <p>Day 3 Big Book: When Daddy's Truck Picks Me Up</p> <p>Day 4 Big Book: When Daddy's Truck Picks Me Up</p> <p>Day 5 Read Aloud: The King of the Winds</p> | | | <p>Sight Word</p> <p>here , me</p> | <p>Question of the Week:</p> <p>What can help you go from here to there?</p> <p>Grammar:</p> <p>Sentences with Prepositions</p> <p>Vocabulary:</p> <p>fierce, journey, transportation, vehicle, wide</p> | |

| | | | | | |
|---|---|---|---|---|--|
| <p>Phonics</p>  | <p>Letter Recognition</p> <p>J /j/ Q /q/</p> | <p>Letter Recognition</p> <p>J /j/ Q /q/</p> | <p>Letter Recognition</p> <p>J /j/ Q /q/</p> | <p>Letter Recognition</p> <p>J /j/ Q /q/</p> |  <p>Eid Mubarak</p> |
| <p>Handwriting</p>  | <p>Happy Faces Handwriting:</p> <p>Trace: Word Family - i</p> <p>Page: 24</p> | | | | |
| <p>Dictation</p>  | <p>tug, jet, dock, said, want</p> <p>- Dad got a job.</p> | | | | |
| <p>Reading</p>  | <p>Reading</p> <p>Dad Got a Job p. 20 - 27</p> | <p>Reading</p> <p>Dad Got a Job p. 20 - 27</p> | <p>Reading</p> <p>Dad Got a Job p. 20 - 27</p> | <p>Reading</p> <p>Dad Got a Job p. 20 - 27</p> | <p>Reading</p> <p>Dad Got a Job p. 20 - 27</p> |

| | |
|---|---|
| <p>Art</p>  | <p><u>Art</u></p> <p>Letter J Art</p> |
| <p>Science</p>  | <p><u>Happy Faces Science</u></p> <p>Revision Pages: 94 - 96</p> |
| <p>PE</p>  | <p><u>Cooperative game</u></p> <p>Parachute game & keep the Balloon up</p> |

Arabic & Islamic



الحصّة الأولى: التعرف على حرف [ن] وصوته وكيفية كتابته.

First lesson: Recognizing the letter, its sound, and how to write it.

الحصّة الثانية: التعرف على كيفية كتابة حرف [ن] أول و وسط و آخر الكلمة.

Second lesson: Recognizing how to write the letter at the beginning, middle, and end of the word.

الحصّة الثالثة: التعرف على كيفية ربط حرف [ن] بالمد القصير والطويل.

Third Lesson: Understanding how to connect the letter with short and long sound.

الحصّة الرابعة: حل تمارين الدرس.

Forth lesson: Solving the lesson exercises.

حصّة الإسلامية: قصة أبي لهب.

Islamic lesson: The Story of Abu Lahab.