








<p><b>Week: 19</b></p> <p><b>Date: 25<sup>th</sup> – 29<sup>th</sup></b> January 2026</p>					
<b>Subject</b>	<b>Sunday</b>	<b>Monday</b>	<b>Tuesday</b>	<b>Wednesday</b>	<b>Thursday</b>
<p><b>Math</b></p>	<p><b><u>Math Introduction</u></b></p> <p>Number: 14</p> <p>Page: 34</p>	<p><b><u>Math Introduction</u></b></p> <p>Writing: Number 14</p> <p>Page: 35</p>	<p><b><u>Math Introduction</u></b></p> <p>Grouping: Sorting</p> <p>Page: 164</p>	<p><b><u>Math Introduction</u></b></p> <p>Position: On and Under</p> <p>Page: 146</p>	
<p><b>Language</b></p>	<p><b>Sight Word:</b> my</p>				
<p><b>Phonics</b></p>	<p><b><u>Letter Recognition</u></b> Mm</p> <p>Page: 34</p>	<p><b><u>Letter Recognition</u></b> Mm</p> <p>Page: 35</p>	<p><b><u>Letter Recognition</u></b> Mm</p> <p>Review</p>	<p><b><u>Letter Recognition</u></b> Mm</p> <p>Review</p>	<p>Happy 100<sup>th</sup> day of School!</p>

<p><b>Handwriting</b></p> 	<p><b><u>Happy Faces Handwriting:</u></b> <b><u>Letter Mm</u></b> Page: 34 + 35</p>
<p><b>Art</b></p> 	<p><b><u>Diamond Art</u></b> Beautiful Butterflies Page: 15</p>
<p><b>Science</b></p> 	<p><b><u>Happy Faces Science:</u></b> Seasons Page: 34 + 35</p>
<p><b>Show and Tell</b></p> 	<p>We are excited to have the children participating in 'Show and Tell' activities this year. Please send something onto school on Wednesday that begins with the letter 'Mm'.</p>
<p><b>PE</b></p> 	<p>Manipulative Skills (Dribbling a ball)</p>

## Arabic & Islamic



الحصّة الأولى: التعرف على حرف [ ظ ] وصوته وكيفية كتابته.

First lesson: Recognizing the letter, its sound, and how to write it.

الحصّة الثانية: التعرف على كيفية كتابة حرف [ ظ ] أول ووسط واخر الكلمة.

Second lesson: Recognizing how to write the letter at the beginning, middle, and end of the word.

الحصّة الثالثة: التعرف على كيفية كتابة حرف [ ظ ] بحركات المد القصير.

Third lesson: Learning how to write the letter with short sound.

الحصّة الرابعة: حل تمارين الدرس.

Forth lesson: Solving the lesson exercises.

حصّة الإسلامية: الوضوء والصلاة.

Islamic lesson: Steps of Wudu and Prayer.