








Week: 21					
Date: 8 th – 12 th February 2026					
Subject	Sunday	Monday	Tuesday	Wednesday	Thursday
Math 	<u>Math Introduction</u> Number: 16 Page: 38	<u>Math Introduction</u> Writing: Number 16 Page: 39	<u>Math Introduction</u> Pattern and Odd one Out Page: 166	<u>Math Introduction</u> Position: above, middle and bellow Page: 148	
Language 	<u>Sight Word:</u> he, with				
Phonics 	<u>Letter Recognition</u> <u>Oo</u> Page: 38	<u>Letter Recognition</u> <u>Oo</u> Page: 39	<u>Letter Recognition</u> <u>Oo</u> Review	<u>Letter Recognition</u> <u>Oo</u> Review	

<p>Handwriting</p> 	<p><u>Letter Oo</u> Page: 38 + 39</p>
<p>Art</p> 	<p><u>Apple Tree</u> Page: 17</p>
<p>Science</p> 	<p><u>Seasons</u> Page: 38</p>
<p>Show and Tell</p> 	<p>We are excited to have the children participating in 'Show and Tell' activities this year. Please send something onto school on Wednesday that begins with the letter 'Oo'.</p>
<p>PE</p> 	<p>Manipulative Skills (shooting a ball)</p>

Arabic & Islamic



الحصّة الأولى: التعرف على حرف [غ] وصوته وكيفية كتابته.

First lesson: Recognizing the letter, its sound, and how to write it.

الحصّة الثانية: التعرف على كيفية كتابة حرف [غ] أول ووسط وآخر الكلمة.

Second lesson: Recognizing how to write the letter at the beginning, middle, and end of the word.

الحصّة الثالثة: التعرف على كيفية كتابة حرف [غ] بحركات المد القصير.

Third lesson: Learning how to write the letter with short sound.

حصّة الإسلامية: الصيام.

Islamic lesson: Fasting in Ramadan.